

Sylvan's Fast Facts:

Information about the

SAT, PSAT & ACT
2021/2022

TABLE OF CONTENTS

General Testing Information

Test Dates and Registration Deadlines	1
Contact Information.....	2

PSAT

The PSAT	3
The National Merit Scholarship Program.....	4

SAT®

Understanding the SAT®	7
College Board’s Services for Students with Disabilities	8

ACT

Understanding the ACT	9
ACT Assessment Services and Testing Options for Students with Disabilities and/or English Learner Supports	10

SAT and ACT

SAT® and ACT Compared	11
Concordance Between SAT® and ACT Scores.....	11
Update on College/University Testing Policies.....	12
Scores of Incoming Freshmen at Popular Schools	13

Internet Resources

College Information and Applications	18
Scholarships, Financial Aid, and College Admission Testing.....	19
Career Guidance and Other Sites	20

Services Offered by Sylvan Learning Center®

Why Choose Sylvan for SAT® and ACT Preparation?	21
---	----

SAT® AND ACT TEST DATES AND REGISTRATION DEADLINES

SAT®

SAT Test Date	Registration Deadline	Late Registration Deadline
August 28, 2021	July 29, 2021*	August 17, 2021*
October 2, 2021	September 2, 2021*	September 21, 2021*
November 6, 2021	October 7, 2021*	October 26, 2021*
December 4, 2021	November 4, 2021*	November 23, 2021*
March 12, 2022	February 12, 2022*	March 1, 2022*
May 7, 2022	April 8, 2022*	April 26, 2022*
June 4, 2022	May 6, 2022*	May 27, 2022*

*Registration deadlines are anticipated but not yet confirmed.
Click [here](#) for the most current information from the College Board.

ACT

Test Date	Registration Deadline	(Late Fee Required)
June 12, 2021	May 7, 2021	May 8–21, 2021
July 17, 2021*	June 18, 2021	June 19–25, 2021
September 11, 2021	August 6, 2021	August 7–20, 2021
October 23, 2021	September 17, 2021	September 18–October 1, 2021
December 11, 2021	November 5, 2021	November 6–19, 2021
February 12, 2022	January 7, 2022	January 8–21, 2022
April 2, 2022	February 25, 2022	February 26–March 11, 2022
June 11, 2022	May 6, 2022	May 7–May 20, 2022
July 16, 2022	June 17, 2022	June 18–24, 2022

* No test centers are scheduled in New York for the July ACT test date.

Call Sylvan Learning Center® if you have any additional questions concerning college admissions testing or would like to request a free diagnostic test and computer analysis for the SAT® or ACT.

CONTACT INFORMATION

The College Board (PSAT, SAT®)

www.collegeboard.org

PSAT

Domestic: (866) 433-7728
International: (212) 713-8105
psathelp@info.collegeboard.org

SAT

Domestic: (866) 756-7346
International: (212) 713-7789
Email contact form for SAT support: <https://collegeboard.tfaforms.net/66>

SAT® Services for Students with Disabilities

212-713-8333
609-882-4118 (for individuals who are deaf or hearing impaired)

Advanced Placement Program (AP)

Domestic: 888-225-5427
International: 212-632-1780
email contact form for students: <https://collegeboard.tfaforms.net/193>
www.collegeboard.org

American College Testing (ACT)


319-337-1270 — Customer Care
319-337-1332 — Accommodations
www.act.org

THE PSAT

The PSAT is made up of three sections: Evidence-Based Reading, Evidence-Based Writing and Language, and Math. The test format and question types are closely aligned to the SAT®.

Test Dates

Schools can administer the PSAT/NMSQT to 10th and 11th graders on October 13, October 16 and October 26, 2018. The PSAT 10 will be available to 10th-graders between February 25-March 29, 2019 and April 1-26, 2019.



Total Testing Time: 2 hours 45 minutes

The following chart compares the PSAT and SAT®.

	PSAT	SAT®
Total Testing Time	2 hours and 45 minutes	3 hours
Components	1. Evidence-Based Reading and Writing <ul style="list-style-type: none"> • Reading Test (47 questions) • Writing and Language Test (44 questions) 2. Math (48 questions)	1. Evidence-Based Reading and Writing <ul style="list-style-type: none"> • Reading Test (52 questions) • Writing and Language Test (44 questions) 2. Math (58 questions)
Question Format	All questions are multiple choice on the Evidence-Based Reading and Writing Test. While most questions are multiple choice on the Math Test, 17 percent are student-produced response questions.	All questions are multiple choice on the Evidence-Based Reading and Writing Test. While most questions are multiple choice on the Math Test, 17 percent are student-produced response questions.
Score Reporting	<ul style="list-style-type: none"> • Scores based on total number of correct answers. (No guessing penalty.) • Total scale ranging from 320–1520. • Scale ranging from 160–760 for both Evidence-Based Reading and Writing and Math Tests. • Test subscores ranging from 8–38. 	<ul style="list-style-type: none"> • Scores based on total number of correct answers. (No guessing penalty.) • Total scale ranging from 400–1600. • Scale ranging from 200–800 for both Evidence-Based Reading and Writing and Math Tests.

THE NATIONAL MERIT SCHOLARSHIP PROGRAM

Of the 1.5 million 11th graders who take the PSAT/NMSQT, about 50,000 with the highest Selection Index scores (reading + writing and language + math scores) qualify for recognition in the National Merit Scholarship Program, either as a Commended Student or Semifinalist.

1. Commended Students

In September, about two-thirds of the high scorers receive Letters of Commendation. Commended Students will be named on the basis of a nationally applied Selection Index score. This score varies from year to year. Some Commended Students go on to become candidates for Special Scholarships sponsored by corporations and businesses, but they do not continue in the competition for National Merit Scholarships.

2. Semifinalists

Semifinalists advance in the competition for National Merit Scholarships. In September, semifinalists are notified and sent scholarship application materials through their high school principals; their names will be announced publicly in a nationwide news release by NMSC.

Semifinalists are named on a state representational basis. An allocation of semifinalists is determined for each state, based on the state's percentage of the national total of high school graduating seniors. In designating semifinalists, the Selection Index scores of all students within a state who meet program eligibility requirements are arranged in descending order. Eligible students who have a Selection Index at or above the level that fills the state's allocation become semifinalists. Although these qualifying scores vary from state to state and from year to year, the scores of all semifinalists are extremely high.

3. Finalists

To qualify, semifinalists must meet all requirements for participation in the competition.

They must:

- be enrolled full time in the last year of high school and be planning to enter college the following fall (or be enrolled in the first year of college, if grades 9 through 12 were completed in three years or less).
- have a record of consistently high academic performance in all grades 9 through 12 (and in any college course work taken).
- be fully endorsed and recommended for a Merit Scholarship award by the high school principal.
- submit the NMSC scholarship application, giving academic, biographical, extracurricular, and other information requested.
- take the SAT® between the October date of the junior year and December date of the senior year and earn scores that confirm the PSAT/NMSQT performance that resulted in semifinalist standing.
- provide all documentation that NMSC requests.

In February of their senior year, students who meet the program requirements will be notified that they have advanced to finalist standing. Approximately 15,000 semifinalists advance as finalists each year and receive Certificates of Merit. Only finalists can be considered for Merit Scholarship awards, but before a finalist can be offered an award, he or she must have notified NMSC of plans to (a) enroll full time in an undergraduate course of study leading to one of the traditional baccalaureate degrees, and (b) use any NMSC award received at a college or university in the United States that holds accredited status with a regional accrediting commission on higher education. NMSC scholarship stipends are not payable for attendance at service academies and certain institutions that are limited in their purposes or training.

4. Winners

Approximately 7,600 finalists win Merit Scholarship awards. Winners are notified by NMSC between March and mid-June of their senior year. There are three types of Merit Scholarship awards:

A. National Merit \$2500 Scholarships

All finalists are considered for these scholarships, which are awarded on a state representational basis. There are 2,500 single-payment awards offered each year. The number of winners in a state is determined by following the representational procedure used to designate semifinalists, and every finalist competes with all of the others in a particular state. A committee of experienced college admission officers and high school counselors select winners based on academic record (course load and difficulty level, depth and breadth of subjects studied, and grades earned), scores on both the PSAT/NMSQT and SAT®, significant activities and contributions to the school and community, the student's essay, and the principal's written recommendation and characterization of the finalist.

B. Corporate-sponsored Scholarships

About 1,000 finalists are awarded Corporate-sponsored Merit Scholarships each year. These awards are given to students who meet the NMSC eligibility requirements and preferential criteria specified by the corporate sponsors of their awards. Most corporate-sponsored awards are designated for children of the grantor organization's employees or members. Some, however, are offered to residents of a community where a business has operations, and other awards are offered to students with career plans that the sponsor wishes to encourage. Finalists who meet a sponsor's preferential criteria are identified from information that students supply to NMSC on their scholarship applications. NMSC's professional staff chooses winners from the pool of eligible finalists.

Some corporate-sponsored scholarships are nonrenewable awards that provide a single payment; however, others can be renewed for up to four years of college undergraduate study. Renewable awards provide either a fixed yearly stipend that is the same for every recipient, or an annual stipend that is individually determined and takes into account college costs and family financial circumstances. Each sponsor chooses the type and monetary limits of scholarships it finances. Renewable scholarship stipends range from \$500 to \$5,000 per year. Nonrenewable awards range from \$2,500 to \$5,000.

C. College-sponsored Merit Scholarships

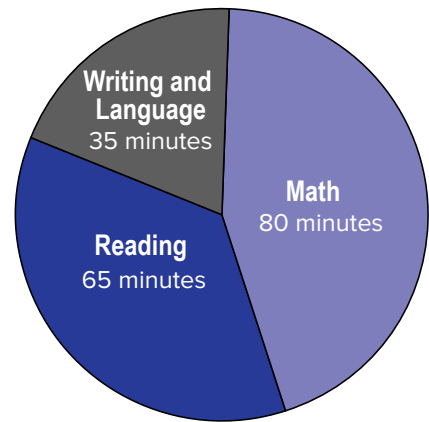
Each year, about 4,000 awards are provided for finalists who plan to attend a higher education institution that is a program sponsor (a list of participating colleges appears in the PSAT/NMSQT Student Bulletin). A college-sponsored Merit Scholarship award is renewable for up to four years of study at the sponsor institution and cannot be transferred; it is canceled if a winner does not attend the sponsor college.

Officials of each sponsor institution choose award recipients from among finalists who have applied for admission and informed NMSC that the college is their first choice. College officials also determine each winner's stipend within a range of \$500 to \$2,000 per year.

UNDERSTANDING THE SAT®

Structure and Content

The SAT® is a three-hour test made up of three components: Evidence-Based Reading, Evidence-Based Writing, and Math. The Reading Test is a 65-minute test, consisting of 52 passage-based, multiple-choice questions. The Writing and Language Test is a 35-minute test, consisting of 44 passage-based, multiple-choice questions. The Math Test is an 80-minute test. While most of the 58 questions are multiple-choice, some are student-produced responses.



Total Testing Time: 3 hours

Reading Test

All Reading Test questions are multiple choice and based on passages, which are selected from previously published works in the areas of classic and contemporary U.S. and world literature, history/social studies, and science. The questions ask students about what is stated or implied in a passage, paired passage, or supplementary material, including informational graphics.

Writing and Language Test

The Writing and Language Test questions are multiple choice and based on passages, such as arguments, informative/explanatory texts, or nonfiction narratives. Like the Reading Test, some passages are paired with informational graphics. The questions ask students to revise a passage to improve its development, organization, and effective language use, as well as recognize and correct grammar mistakes.

Math Test

The Math Test is divided into two sections: Calculator and No Calculator. The questions cover a range of topics including problem solving, data analysis, algebra, complex equations, geometry, and trigonometry.

COLLEGE BOARD'S SERVICES FOR STUDENTS WITH DISABILITIES*

Students with disabilities, who show that their disabilities affect participation in a College Board exam, can take the SAT®, SAT® Subject Tests, PSAT/NMSQT, PSAT 10, and Advanced Placement Exams with the accommodations they need.

Who Is Eligible?

A request for accommodations must be approved by Services for Students with Disabilities (SSD). This process can take up to seven weeks. Generally, SSD approves students who meet the following criteria: 1) The student has a documented disability, such as a current psychoeducational evaluation or a doctor's report. 2) The student's participation in a College Board exam is impacted by his/her disability. 3) The student provides documentation showing that the requested accommodation is needed. 4) The student receives the requested accommodation on school tests.

What Are Typical Accommodations?

The College Board considers all reasonable requests for documented disabilities. The following are some examples of typical accommodations: 1) Extended Time, such as 50 percent additional time, double time, or more time. Unlimited time, however, is not an option. 2) Computer Use, which may be used to write essays and short-answer responses. 3) Extra and Extended Breaks, such as breaks between test sections and breaks as needed. 4) Reading and Seeing Accommodations, including large-print test book, braille test book, braille graphs, MP3 audio test format, reader, magnifier/magnifying machine. 5) Four-function calculator for math sections that do not permit the use of a calculator.

How Do I Submit a Request?

Most students have an SSD Coordinator who helps students during the accommodations request process. SSD Coordinators are usually special education coordinators, guidance directors, or school counselors. The College Board recommends that families work with their school to request accommodations because SSD Coordinators can use SSD Online which is a guided and streamlined request process, unlike the paper Student Eligibility Form.

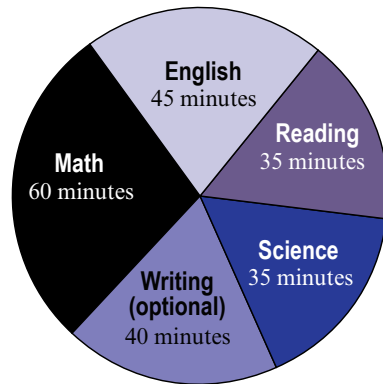
*This information is taken from the College Board's SAT® Services for Students with Disabilities, 2017.

If you have additional questions about special services or would like to request information about our SAT® preparation programs, call Sylvan Learning Center® and one of our directors will provide answers to all of your questions about the SAT®.

UNDERSTANDING THE ACT

Structure and Content

The ACT assessment is a three-hour, multiple-choice examination designed to measure academic achievement in four major curriculum areas: English, Mathematics, Reading, and Science. The ACT is divided into four tests which are always given in the following order: English, Mathematics, Reading, and Science. With breaks, the test will last about three and a half hours. Students may choose to take the optional Writing Test, increasing the length of the ACT to five tests and increasing the time by an additional 40 minutes.



Total Testing Time: 2 hours 55 minutes
Including Essay: 3 hours 35 minutes

English Test

The English Test is made up of 75 passage-based, multiple-choice questions that measure standard written English and rhetorical skills. A variety of topics are covered including punctuation, grammar/usage, sentence structure, organization, and style.

Mathematics Test

The Mathematics Test consists of 60 multiple-choice questions based on six content areas: pre-algebra, elementary algebra, intermediate algebra, coordinate geometry, plane geometry, and trigonometry.

Reading Test

The Reading Test is made up of 40 passage-based, multiple-choice questions that measure critical reading skills. The test contains one passage from each of the following categories: prose fiction/literary narrative, social sciences, humanities, and natural sciences.

Science Test

The Science Test is made up of 40 multiple-choice questions that require the use of many skills such as interpretation, analysis, reasoning, and problem solving. These skills are measured through the topics of biology, chemistry, physics, meteorology, geology, and astronomy.

Writing Test (Optional)

The Writing Test includes one essay prompt. This essay measures writing skills emphasized in high school and entry-level college courses. This essay does not require any prior knowledge in particular subject areas. Everything you need to know will come from personal experiences and knowledge.

Experimental Section

On certain test dates, the ACT will consist of an additional test which consists of questions that are being tried out for possible use on future ACTs. This additional section is used for experimental reasons only, and will not be graded or scored.

ACT ASSESSMENT SERVICES FOR STUDENTS WITH DISABILITIES AND/OR ENGLISH LEARNER SUPPORTS*

If you currently receive accommodations in school due to a professionally diagnosed and documented disability and/or receive supports in school due to limited English proficiency, you may provide documentation to support a request for one of the following options:

National Test Center Option #1

National Testing with Accommodations is designed for students who can test at a regularly scheduled test center, but need an additional accommodation or English Learner (EL) support.

Examples of accommodations include 50% extended time; wheelchair accessible room; large-type (18 point font) test booklet; assistance marking responses in the test booklet; seating near the front to lip-read spoken instructions; sign language interpreter to sign spoken instructions (not test items); use of an approved word-to-word dictionary. Students who receive the extended time accommodation will have 5 hours, self-paced to complete the four multiple choice tests. Students who opt to also take the optional essay will have an additional hour to complete the essay.

Special Testing

Select Special Testing if you have documented disabilities requiring accommodations that cannot be provided at a test center. Examples include: more than 50% time extension or testing over multiple days, alternate test formats (braille, DVDs, or a reader), use of a scribe or computer for the writing test or extending time on the writing test only.

To request accommodations for the ACT the student must work with a school official to submit a request for accommodations in the Test Accessibility and Accommodations System (TAA). School officials are the only one who can access the website at <https://readiness.act.org>. Please be aware of registration and accommodation request deadlines.

Steps for Requesting Special Accommodations for the ACT:

1. Create or log in to an existing account ACT web account and register for the test.
 - a. Indicate the need for accommodations and/or English learner supports
 - b. Select the type of accommodation and/or English learner supports you need
2. After you register, you will receive an email that contains instructions on how to work with your school to submit the request.
 - a. Forward that email to your school along with a completed *Consent to Release Information to ACT* form. This email will start the process.
3. Your school official will then submit your request to ACT. ACT will review the request and email a Decision Notification to the school official who will then contact you with the decision within two weeks of submitting the request.

Please visit www.act.org/the-act/accomms for complete instructions and information on accommodations and EL support for the ACT. You may also contact ACT via phone at 319-337-1332 or email: actacom@act.org.

SAT® AND ACT COMPARED

	SAT*	ACT
Content Covered:	<ul style="list-style-type: none"> • Reading comprehension • Analysis in social studies • Analysis in science • Command of evidence • Words in context • Grammar and rhetoric • Expression of ideas • Math through trigonometry 	<ul style="list-style-type: none"> • Standard written English • Rhetoric • Reading comprehension • Math through trigonometry • Science reasoning, data analysis, interpretation, and problem solving • Writing (optional)
Scoring Method:	<ul style="list-style-type: none"> • Scores based on total number of correct answers. (No guessing penalty.) • Scale ranging from 200–800 for both Evidence-Based Reading and Writing and Math Tests. 	<ul style="list-style-type: none"> • Scores based on the total number of correct answers. (No guessing penalty.) • English, Mathematics, Reading, and Science scores converted to scaled scores from 1–36, with an average of all subtests 1–36. • Optional Writing Test scored on a 2–12 scale. This score is an average of four 2–12 domain scores.
Other:	<ul style="list-style-type: none"> <input checked="" type="checkbox"/> Calculators allowed on one of two Math sections <input checked="" type="checkbox"/> Score Choice (Choice of which test date/scores to send) 	<ul style="list-style-type: none"> <input checked="" type="checkbox"/> Calculators allowed <input checked="" type="checkbox"/> Score Choice (Choice of which test date/scores to send)

CONCORDANCE BETWEEN SAT AND ACT SCORES

In 2018, the SAT and ACT organizations worked together to complete a concordance study comparing scores of the two tests. The information collected reflects data from a group of students who took both tests, which was used to provide an estimated comparison of the two tests' scores. To access information about SAT and ACT concordance, follow this link:

<https://collegereadiness.collegeboard.org/sat/scores/understanding-scores/sat-score-converter>

UPDATE ON COLLEGE/UNIVERSITY TESTING POLICIES

Amid the coronavirus pandemic, many colleges/universities opted to go test optional, at least temporarily, because students had difficulty accessing the ACT/SAT. As national test dates were cancelled, test center locations closed and test capacity became limited, students had fewer chances to take the tests.

While the test optional policy is not new, many more colleges/universities that made that temporary shift are remaining test optional through the next few admissions cycles, then re-evaluating if test optional will become a permanent option.

Let's take a look at three testing policies:

1. Test Optional (TO): A test optional college or university will let the student decide whether or not to submit test scores with the application. If a student chooses to submit scores, it will be considered. But if the student opts not to submit it, other factors that are strong predictors of a student's success in college/university will be considered instead. These factors may include GPA, rigor of coursework, application essay, letters of recommendation, etc. Some schools may even request additional materials if a student chooses not to send test scores. Students should always check with their schools of interest to better understand the school's policy.

2. Test Flexible (TF): A test flexible college or university will allow students to choose what type of test scores they wish to send. For example, students can choose from SAT, ACT, AP tests or IB Exams.

3. Test Blind (TB): A test blind college or university will not consider test scores, even if they are submitted.

If you are applying from outside of the US – be sure to visit the college/university website for information on testing policies.

The following chart includes the scores (middle 50%) of incoming freshman at popular schools, as well as each school's current testing policy. Unless otherwise noted, scores listed are from fall 2020, and were provided by each school's website and/or Common Data Set.

SCORES OF INCOMING FRESHMEN AT POPULAR SCHOOLS

School Name	ACT Mid 50%	SAT Composite Mid 50%	Testing Policy
American University	27-32	1220-1390	TO
Amherst College	31-34	1410-1530	TO
Auburn University	25-31	1170-1300	Check website
Barnard College	31-34	1340-1510	TO*
Baylor University	26-31	1200-1350	TO
Boston College	33-35	1410-1520	TO*
Boston University	30-34	1340-1460	TO*
Bowdoin College	30-34	1340-1510	TO
Brandeis University	30-33	1350-1470	TO
Brown University	33-35	1440-1550	TO*
Bryn Mawr College	26-32	1260-1470	TO
Bucknell University	29-32	1250-1430	TO
California Institute of Technology	NA	NA	TB
Claremont McKenna College	31-34	1330-1460	TO*
Colby College	32-34	1390-1530	TO
Colgate University	30-33	1300-1460	TO*
College of William and Mary	30-34	1300-1490	TO
Colorado College	29-33	1260-1440	TO
Columbia University	34-35	1500-1560	TO*

SAT/PSAT/ACT PREP

School Name	ACT Mid 50%	SAT Composite Mid 50%	Testing Policy
Connecticut College	30-33	1310-1450	TO
Cornell University	32-35	1410-1530	TO* (some programs are score free – check website)
Dartmouth College	32-35	1430-1550	TO*
Davidson College	30-34	1290-1460	TO*
Duke University	34-35	1500-1570	TO*
Emory University	32-35	1410-1550	TO*
George Washington University	29-33	1290-1430	TO
Georgetown University	31-35	1380-1530	TF – check website
Harvard College	33-35**	1460-1570**	TO*
Haverford College	32-34**	1400-1520**	TO*
Indiana University (Bloomington, IN)	25-32	1160-1370	TO
Johns Hopkins University	34-35	1500-1550	TO*
Lehigh University	31-34	1340-1500	TO*
Lewis and Clark College	27-31	1220-1363	TO
Loyola University, Chicago	25-30**	1130-1320**	TO (SAT/ACT required for some programs)
Loyola University, Maryland	25-30	1150-1310	TO
Massachusetts Institute of Technology	35-36	1520-1580	TO*
Middlebury College	31	1340-1520	TO*

School Name	ACT Mid 50%	SAT Composite Mid 50%	Testing Policy
New York University	31-35	1350-1530	TO*
Northwestern University	33-35	1460-1540	TO*
Oberlin College	30-34	1330-1520	TO*
Ohio State University	27-32	1270-1420	TO*
Pennsylvania State University (Main)	27-33	1240-1410	TO*
Pomona College	32-35	1390-1530	TO*
Princeton University	32-36	1450-1600	TO*
Reed College	30-34	1305-1490	TO* (not used in student evaluation—see website)
Rensselaer Polytechnic Institute	28-34**	1290-1490**	TO*
Rice University	34-36	1480-1550	TO*
Sarah Lawrence College	28-31**	1240-1422**	TO
Scripps College	29-33	1320-1470	TO
Smith College	31-34	1350-1490	TO
Stanford University	31-35	1420-1550	TO*
Swarthmore College	31-34	1400-1530	TO*
Syracuse University	26-30**	1180-1380**	TO*
Tufts University	32-35	1400-1510	TO
Tulane University	30-33	1360-1470	TO*

School Name	ACT Mid 50%	SAT Composite Mid 50%	Testing Policy
United States Air Force Academy	29-33	1220-1420	Required
United States Military Academy	25-30**	1170-1360**	Required
United States Naval Academy	27-34	1250-1510	Required
University of Arizona	21-29	1110-1340	TO
University of California (all campuses)	NA	NA	TB
University of Chicago	34-35	1510-1560	TO
University of Colorado	25-31**	1150-1350**	Check website
University of Connecticut	26-31	1235-1390	TO
University of Florida	30-34	1330-1470	Required
University of Georgia	27-32	1220-1390	Required
University of Illinois (Urbana-Champaign)	28-34	1300-1500	TO*
University of Iowa	22-29	1130-1310	Check website
University of Maryland	30-34	1330-1490	TO*
University of Massachusetts—Amherst	27-32	1210-1370	TO*
University of Michigan—Ann Arbor	32-35	1380-1550	?
University of Minnesota—Twin Cities	26-32	1330-1460	TO*
University of North Carolina—Chapel Hill	27-33	1270-1460	Check website
University of Notre Dame	33-35	1420-1530	TO*

School Name	ACT Mid 50%	SAT Composite Mid 50%	Testing Policy
University of Oregon	22-29	1080-1270	TO
University of Pennsylvania	34-36	1470-1550	TO*
University of Pittsburgh	27-32**	1250-1410**	TO*
University of Puget Sound	26-31	1150-1330	TO
University of Rochester	30-34	1330-1500	TO
University of Southern California	30-34	1360-1510	TO*
University of Texas at Austin	26-33	1220-1450	TO*
University of Virginia	30-34	1330-1490	TO*
University of Wisconsin—Madison	27-32	1300-1440	TO*
Vanderbilt University	33-35	1470-1570	TO*
Vassar College	32.6 mean score	1438 mean score	TO*
Wake Forest University	30-33	1300-1460	TO
Washington University in St. Louis	33-35	1450-1560	TO*
Wellesley College	31-34	1370-1510	TO*
Williams College	33-35	1430-1540	TO*
Yale University	33-35	1460-1570	TO*

*Due to the impact of COVID-19, these schools are temporarily test optional at least through fall of 2022 admissions (students applying to begin school in fall of 2022)

**SAT/ACT scores are from fall 2019, and were provided by U.S. Department of Education, Institute of Education Sciences, National Center for Educational Statistics

SYLVAN PREP GUIDE TO COLLEGE RESOURCES ON THE WEB

College Information and Applications

College Navigator — <https://nces.ed.gov/collegenavigator>
Provides online access to more than 100,000 college catalogs.

CollegeSource Online — www.collegesource.org
Provides online access to more than 100,000 college catalogs.

CollegeNET — www.collegenet.com
A standard collection of information and links on colleges and financial aid.

Go College — www.gocollege.com
Another good example of a useful college search site.

Peterson's Education — www.petersons.com
The publisher has online guides to colleges, careers, summer jobs, and test preparation among others.

US News and World Report.edu — www.usnews.com
Students and parents can access the latest US News college rankings as well as helpful information on getting into the school of their choice.

Scholarships and Financial Aid

College Board — www.collegeboard.org

The College Board provides information on scholarships and financial aid in addition to their testing information.

fastWEB — www.fastweb.com

A free, searchable database of more than 1.5 million scholarships.

The Financial Aid Information Page — www.finaid.org

The most comprehensive listing of financial aid information available online. From financial aid calculators to scholarship searches to the latest scams, students and parents can find out about it here.

FAFSA on the Web — www.fafsa.ed.gov

Families can now apply for financial aid online in a secure, encrypted format.

Student Loan Marketing Association — www.salliemae.com

Provides useful information regarding the student loan process and financial aid in general.

Federal Student Aid, An Office of the U.S. Dept. of Education — www.studentaid.ed.gov

Provides student loan information, including guidance on completing the FAFSA.

College Admission Testing

College Board — www.collegeboard.org

A wonderful resource for counselors and students, providing a wealth of information on tests, such as the SAT®, PSAT, and AP, as well as college planning and financial aid resources. Students can register online for the SAT®.

FairTest — www.fairtest.org

For a critical look at standardized tests, counselors and students can visit the FairTest site.

Sylvan Learning Center — www.sylvanlearning.com

ACT — ACT.org

A resource for parents, students, and counselors. A wealth of information on the test, sample questions, and updates are provided. Students can register online for the ACT.

Career Guidance

Career Resource Center -- www.careers.org

This site maintains a comprehensive database of links to career-oriented websites.

Occupational Outlook Handbook -- www.bls.gov/ooh/

The government's guide to hundreds of jobs and careers.

Other Sites for Counselors and Students

LD Online — www.ldonline.org

A guide to learning disabilities for parents, students, and teachers.

Learning Disabilities Association of America — www.ldaamerica.org

This advocacy group for those with learning disabilities provides resources for parents, students, and teachers.

National Association for College Admission Counseling — www.nacacnet.org

NACAC has plenty of information about college admissions for parents, students, and counselors.

National Association of Secondary School Principals — www.nassp.org

Although probably of more interest to counselors than to students, the NASSP does make the Common Application available at their website.

NCAA — www.ncaa.org

The NCAA provides a wealth of information to student athletes and their parents.

Center for Parent Information and Resources — www.parentcenterhub.org

This site provides information on disabilities and disability-related issues for families, educators, and other professionals.

WHY CHOOSE SYLVAN FOR SAT® & ACT® PREPARATION?

www.SylvanLearning.com

The college/university admissions process can be a nail-biting experience. We can help reduce everyone's stress level and increase test scores!

With Sylvan Prep, students

- **Learn in ways that improve skill mastery.** Our test prep tutors use a proven mix of personal instruction and online activities to get concepts to click. We use technology in new and smart ways, so teens can achieve the best results.
- **Improve individual skill areas that need a boost.** With Personalized Tutoring, teens get an individualized lesson path to improve the skills and subjects that need the most work. It's so much more than practice on worksheets!
- Learn from **highly trained instructors.** Our teachers are subject area experts, superb motivators and personal success coaches. They'll use proven techniques to bring your teen up to peak performance level, so on test day your teen will be ready.

Compare and Decide

We don't think that you should have to pay a lot to receive the best test preparation available, so we charge about the same for Sylvan Prep small classes as what other leading test prep companies charge for classes with many more students.

Call 1-800-EDUCATE to learn about your options today!

