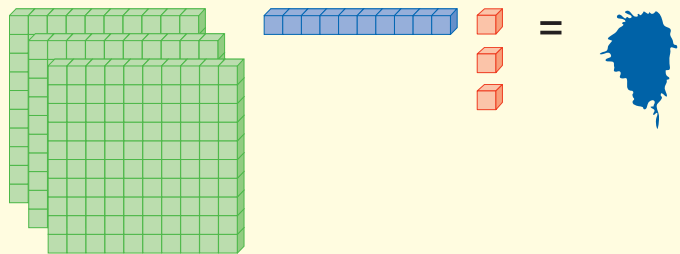
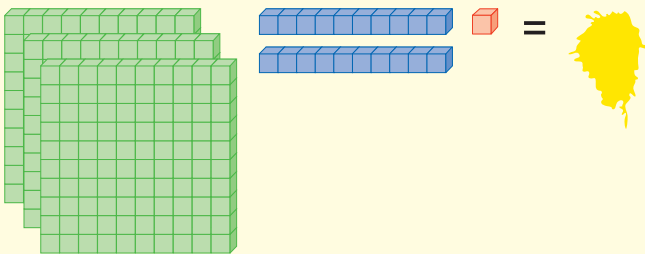
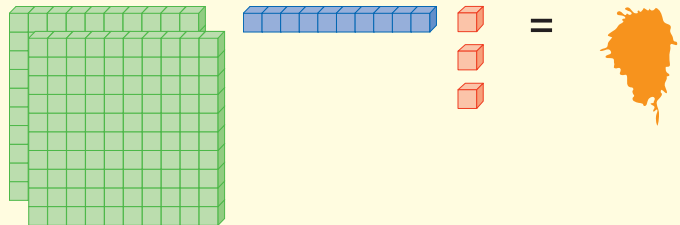
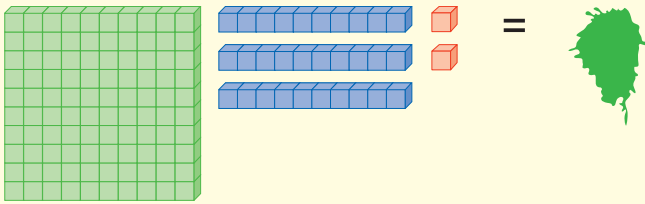



Place Value

Hidden Design

COUNT the hundreds, tens, and ones. Then COLOR the squares that match the numbers to see the hidden design.

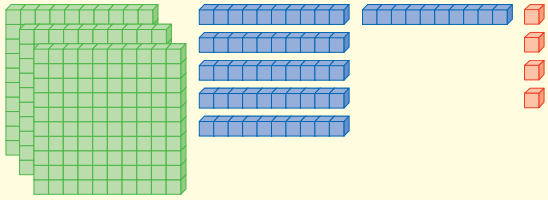


313	213	132	321	132	213	313	321
213	132	321	313	321	132	213	313
132	321	313	213	313	321	132	213
321	313	213	132	213	313	321	132
313	213	132	321	132	213	313	321
213	132	321	313	321	132	213	313
132	321	313	213	313	321	132	213
321	313	213	132	213	313	321	132



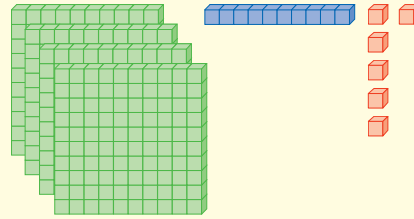
Safe Crackers

WRITE the number for each picture. Then WRITE the digit from the hundreds place of each number from left to right to find the combination for the safe.




364


1



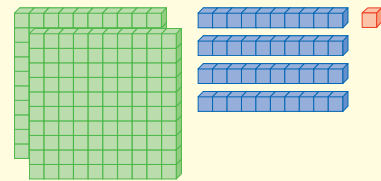
2




3



4



5



Place Value

Number Search

WRITE the number for each picture. Then CIRCLE it in the puzzle.

HINT: Numbers are across and down only.

159

1

2


3

4

5

6

5	8	0	3	1	4
2	1	5	4	7	0
0	5	0	6	8	3
8	9	3	1	3	5
3	3	7	6	0	0
1	5	2	3	4	8
7	1	8	4	2	1
1	9	6	4	7	2



Roll It

ROLL a number cube, and WRITE the number in the first box. ROLL the number cube two more times, and WRITE the numbers in the second and third boxes. Then COLOR the hundreds, tens, and ones to match the number.

