

# Shapes

## Hide and Seek

CIRCLE the shapes hiding in the picture.

triangle circle diamond square oval rectangle




## Make a Match







CUT OUT the words and pictures. READ the rules. PLAY the game!

Rules: 2 players


1. PLACE the cards face-down on a table.
2. TAKE TURNS turning over two cards at a time.
3. KEEP the cards when you match a picture and a word.

How many matches can you collect?



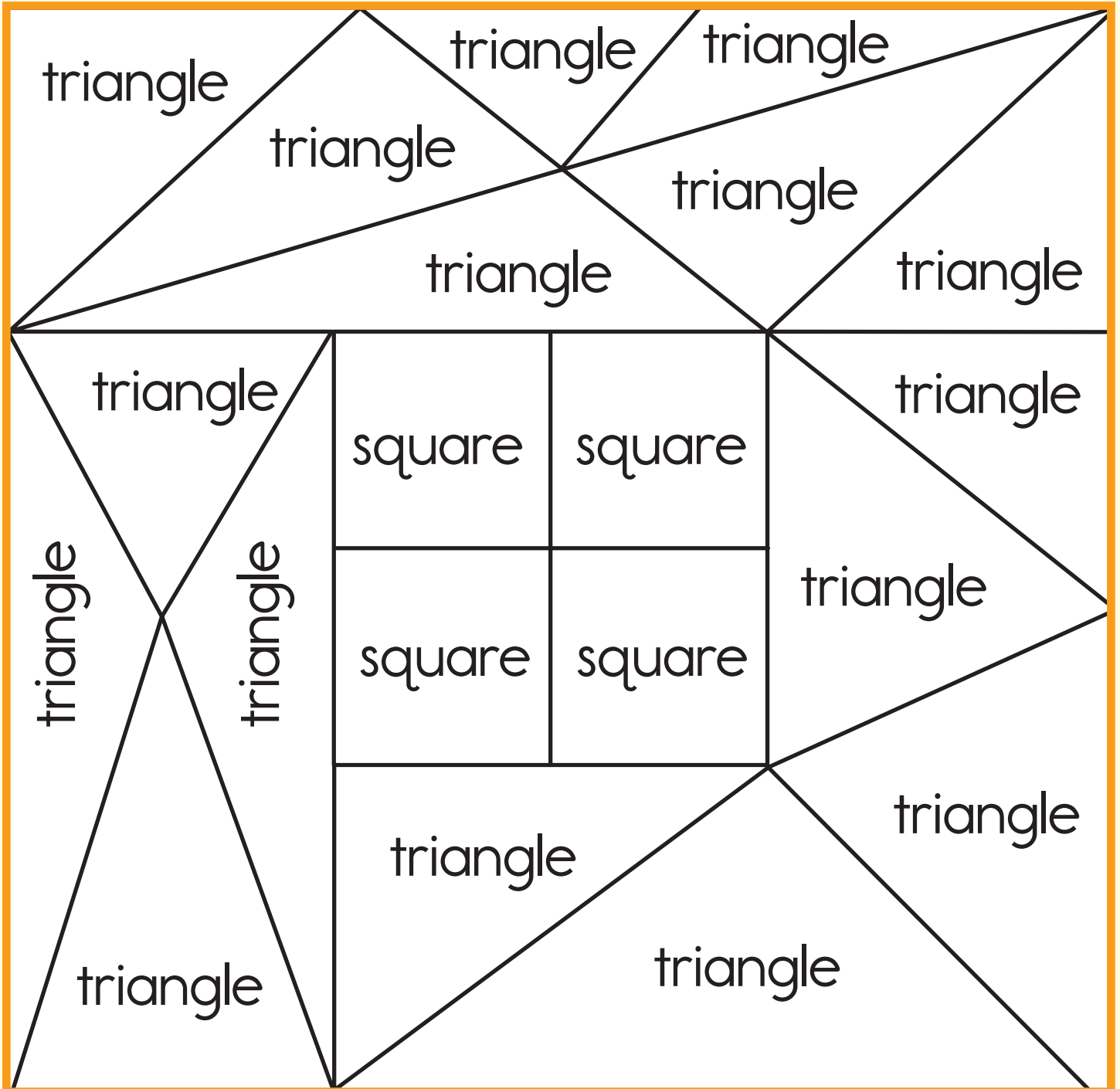
square		rectangle	
oval		circle	
triangle		diamond	

# Shapes



## Mystery Picture

FIND the spaces with the word **square**. COLOR those spaces green to see the mystery picture.



# Shapes

## Criss Cross

LOOK at each picture. FILL IN the missing letters to complete each shape word.

A crossword puzzle grid with three words to be completed. The grid consists of light beige squares with orange borders. The words are:

- A vertical word starting with 'c' (pointed to by a red circle).
- A horizontal word starting with 's', 'q', 'u', and ending with 'e' (pointed to by a green square).
- A vertical word starting with 'o' and ending with 'e' (pointed to by a yellow oval).

## Mystery Picture

FIND the spaces with the word **diamond**. COLOR those spaces purple to see the mystery picture.

