



READING ADVENTURES with

GRAPHIC NOVELS

JOIN YOUR FAVORITE HEROES AND CREATE YOUR OWN ADVENTURE!





Whether you're a fan of *Hilo* or *Katie the Catsitter*,
this activity pack has everything you need:

- Escape the Maze
- Finish your own comic activity
 - Fill in the Story with Hilo
 - Max Meow's Word Search
- Cool Cats Club Cover creation activity
- Explore Your World observation activity
 - Comics Mash Up game
- Create Your Own Graphic Novel Cover








ESCAPE THE MAZE!

Help Max and the Midnights escape King Gastley's clutches.
Starting from the center of the maze and see if you can find your way out!



DRAW YOUR OWN ADVENTURE IN BYJOVIA

MAX AND THE MIDKNIGHTS are ready for their next adventure! But what does that adventure look like to **YOU**? Finish the comic below to create the next epic journey in Byjovia.







thought
ying bad
re I would
ool and I
charge.

FILL IN THE STORY WITH HILO!

D.J.'s world got flipped upside down when Hilo fell from the sky. How do you think the conversation went? Use the speech bubbles to create your version of the scene!



FILL IN THE STORY WITH HILO CONTINUED!



thought
writing back
me I would
pool and I
charge.

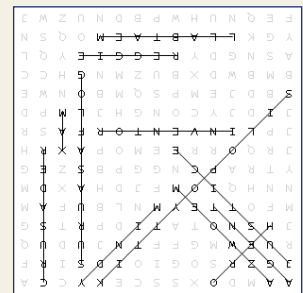




MAX MEOW'S WORD SEARCH



MEOW-ZA! Can you find all the hidden words in Max Meow's word search?
Words can be found in any direction and can cross over each other.

- MAX
- MINDY
- REGGIE
- AGENT M
- CRUSADER
- KITTYPOLIS
- MEATBALL
- MEOWZA
- GOLFASAURUS
- HERO
- INVENTOR
- JUSTICE







COOL CATS CLUB

You get to be the artist! Your muse? CATS!

Create your own cat-themed graphic novel cover using graphic novels like **MAX MEOW: CAT CRUSADER** and **KATIE THE CATSITTER** for inspiration!



STEP 1: Grab suppapawlies.

STEP 2: Think of the purrfect story.

STEP 3: Include a MEOWZing title.

STEP 4: Draw your cover!



Border art (clockwise from top left): © 2020 by Karanac; © 2020 by Sophie Escobasse; © 2020 by Laura Kretzner; © 2021 by Stephanie Yue; © 2015 by Judu Winick




Illustration (clockwise from top left): © 2020 by John Gallagher; 2021 by Stephanie Yue



EXPLORE YOUR WORLD



The earth is full of beauty big and small, so let's focus on our best buggy friends!
Inspired by **BUG BOYS**, draw a very special bug friend you'd love to have.
BONUS: Go outside and meet some of the critters, and draw them in their own habitat.
Check out some of our favorite bug friends below:



Border art (clickwise from top left): © 2020 by Karasac; © 2020 by Sophie Establass; © 2020 by Laura Knetzger; © 2021 by Stephanie Yue; © 2015 by Judd Winick

Spot art: © 2020 by Laura Knetzger from Bug Boys

thought
ming back
me I would
pool and I
charge.

- STEP 1:** Draw a panel. **STEP 2:** Observe the cute critters!
- STEP 3:** Draw your best bug-friend!





COMICS MASH-UP



Every book features its own little world, but what would happen if some of our favorite characters met? Let's find out! Using fan favorites Hilo and Aster, draw a mash up of these awesome characters to create your own story.



CREATE YOUR OWN GRAPHIC NOVEL COVER!

Kids love an amazing cover! So this time, they get to be the artist! Using your supplies, have families share a little of the story they would create! Here's an example showing the progress of a graphic novel cover for **WITCHES OF BROOKLYN**.



NOW YOU CAN BE THE ARTIST!

- STEP 1:** Grab Supplies!
- STEP 2:** Think of your story—encourage kids to place themselves as the stars!
- STEP 3:** Think of an awesome title
- STEP 4:** Get creative and draw your cover!